


Art.-Nr.:
item# **08364x**


Lexus CT 200 H ab 03/2011



Verkleidung lösen und anheben



Loosen and lift cover



Konsole wie abgebildet positionieren
Bleche umbiegen




Position console as illustrated
Bend metal plates



Alle Bauteile wieder montieren




To remount all component parts



Änderungen vorbehalten Subject to change

Art. 08364x

Lexus CT 200 H ab 03/2011



Desserrez et soulevez la couverture



Suelte y levante revestimiento



Positionnez la console comme illustré
Tirez les tôles




Posicione la consola como mostrado
Tuerza las chapas



Remontez les éléments de construction




Remonte todos partes de construcción



Art. **08364x**

Lexus CT 200 H ab 03/2011



Bekleding losmaken en optillen



Tapicerke poluzuj i podnies



Konsole zoals afgebeeld positioneren
Metalen plaat ombuigen



Uchwyt umiescic jak na przedstawionym zdjeciu.
Blaszki zagiac



Alle gedemonteerde delen weer monteren



Wszystkie elementy ponownie zamontowac

